

# C Fundamentals and Console I/O

ITSC 2181: Introduction to Computer Systems

UNC Charlotte

College of Computing and Informatics

# C Coding Style (Conventions)

- Universal agreement
  1. clarity and consistency are very important
  2. indentation, white space, and comments helpful
  3. consistent naming conventions helpful
- Tools (intelligent editors, *indent*, etc.) will take care of much formatting for you.

# Does it Matter?

Consider the following entries from the International Obfuscated C Code (IOCC) Contest...

**ob·fus·cate:** render obscure, unclear, or unintelligible: *the spelling changes will deform some familiar words and obfuscate their etymological origins.*

```

#include\
                                <stdio.h>

                                #include      <stdlib.h>
                                #include      <string.h>

                                #define w "Hk~HdA=Jk|Jk~LSyL[{M[wMcxNksNss:"
                                #define r"Ht@H|@=HdJHtJHdYHtY:HtFHtF=JDBiL"\
                                "DJTEJDFiLMiLM:HdMHdM=I|KiLMJTOJDOiLWITY:8Y"
                                #define S"IT@I\\@=HdHHtGH|KiLJJDIJDH:H|KiD"\
                                "K=HdQHtPH|TiDRJDRJDQ:JC?JK?=JDRJLRI|UiT:8T"
                                #define _(i,j)L[i=2*T[j,O[i=O[j-R[j,T[i=2*\
                                R[j-5*T[j+4*O[j-L[j,R[i=3*T[j-R[j-3*O[j+L[j],
                                #define t"IS?I\\@=HdGHtGIDJILiJDIIthJTfJDF:8J"

                                #define y
                                yy(4),yy(5),
                                yy(6),yy(7)
                                #define yy(
                                i)R[i]=T[i],T[i ]
                                =O[i],O[i]=L [i]
                                #define Y_(0
                                ],4) )_(1 ],5) )_(2
                                ],6) )_(3 ],7) )_=1
                                #define v(i)
                                (( R[ i ] * _ + T [ i ] ) * _ + O [ i ] ) * _ + L [ i ] ) *2
                                double b = 32 ,l ,k ,o ,B ,_ ; int Q , s , v , R [8 ], T[ 8 ], O [8 ], L[ 8 ] ;
                                #define q( Q,R ) R= *X ++ % 64 *8 ,R |= *X /8 &7 ,Q=*X++%8,Q=Q*64+*X++%64-256,
                                # define p
                                "G\\QG\\P=GLPGTPGdMGdNGtOGLOG" "dSGdRGDPGLPG\\LG\\LHtGHtH:"
                                # define W
                                "Hs?H{?=HdGH|Fi\\II\\GJlHJ" "lFL\\DLTCMLAM\\@Ns)Nk|:8G"
                                # define U
                                "EDGEDH=EtCELDH{~H|AJk}" "Jk?LSzL[|M[wMcxNksNst:"
                                # define u
                                "Hs?H|@=HdFHtEI" "\\HI\\FJLHJTD:8H"
                                char * x
                                ,*X , ( * i ) [
                                640],z[3]="4_",
                                *Z = "4,804.804G" r U "4M"u S"4R"u t"4S8CHdDH|E=HtAIDAIt@iLAJTCJDCiLKI\\K:8K"U
                                "4TDdWdW=D\\UD\\VF\\FFdHGtCGtEIDBiDDiLBiDdJT@JLC:8D"t"4UGDNG\\L=GDJGLKHL\
                                FHLGHtEHtE:"p"4ZFDtFLT=G|EGLHITBH|DiLDiDE:HtMH|M=JDBJLDKLAKDALDFKtFKdMK\
                                \\LJTOJ\\NJTMJTM:8M4aGtFGlG=G|HG|H:G\\IG\\J=G|IG|I:GdKGll=G|JG|J:4b"W
                                S"4d"W t t"4g"r w"4iGliGk=G|JG|J:4kHl@Ht@=HdDHtCHdPH|P:HdDHdD=It\
                                BiLDJTEJDFidNI\\N:8N"w"4liD@iL@=HliH|FHLPH|NHt^H|^:H|MH|N=J\\D\
                                J\\GK\\OKTOKDXJtXiTzi|YilWi|V:8^4mHLGH\\G=HLVH\\V:4n" u t t
                                "4p"W"IT@I\\@=HdHHtGIDKiLiJLGJLG:JK?JK?=JDGJLGI|MJDl:8M4\
                                rHt@H|@=HtDH|BJdLJTH:ITEI\\E=iLPiLNNtCNlB:8N4t"W t"4u"
                                p"4zi[?iI@=HlHH|HiDLiLiJDii|HKDAJ|A:JtCJtC=JdLJtJL\
                                THLdFNk|Nc|\
                                :8K"; main (
                                int C,char**
                                A) {for(x=A[1],i=calloc(strlen(x)+2,163840);
                                C-1;C<3?Q=_
                                0,(z[1]=*x++)?(( *x++==104?z[1]^=32:--x), X =
                                strstr(Z,z))
                                &&(X+=C++):(printf("P2 %d 320 4 ",v=b/2+32),
                                V*=2,s=Q=0,C
                                =4):C<4?Q-->0?i[(int)((1+=o)+b)][(int)(k+=B)
                                ]=1:_-=.5/
                                256,o=(v(2)-(l=v(0)))/(Q=16),B=(v(3)-(k=v(1)
                                ))/Q:*X>60?y
                                ,q(L[4],L[5])q(L[6],L[7])*X-6l|l(++X,y,y,y),
                                Y:*X>57?++X,
                                y,Y:*X >54?++X,b+=*X++%64*4:--C:printf("%d "
                                ,i[Q][s]+i[Q ][s+1]+i[Q+1][s]+i[Q+1][s+1])&&(Q+=2)<V||Q=
                                0,s+=2)<640
                                ||(C=1));}

```

What is the purpose of this program?



COLLEGE OF COMPUTING  
AND INFORMATICS

```

/*
#include <time.h>
#include/* ,o*/ <stdlib.h>
#define c(C)/* - . */return (C); /* 2004*/
#include <stdio.h>/* Moekan "" \b- */
typedef/* */char p;p* u ,w [9
][128] ,*v;typedef int _;_ R,i,N,I,A ,m,o,e
[9], a[256],k [9], n[ 256];FILE*f ;_ x (_ K,_ r
,_ q){; for(; r< q ; K =(
0xffffffff) &(K>>8))^ n[255] & (K
^u[0 + r ++ ]));c (K
)} _E (p*r, p*q ){ c( f =
fopen (r ,q))}_ B(_ q){c( fseek (f, 0
,q))}_ D(){c( fclose(f))}_ C( p *q){c( 0- puts(q ) )}_/* /
*/main(_ t,p**z){if(t<4)c( C("<in" "file>" "\40<L" "a" "yout> "
/*b9213272*/"<outfile>" ) )u=0;i=I=(E(z[1],"rb"))?B(2)?0 : (((o =ftell
(f))>=8)?(u =(p*)malloc(o))?B(0)?0:!fread(u,o,1,f):0:0)?0: D():0 ;if(
!u)c(C(" bad\40input "));if(E(z[2],"rb" )){for(N=-1;256> i;n[i++] =-1 )a[
i]=0; for(i=I=0; i<o&&(R =fgetc( f))>-1;i++)++a[R] ?(R==N)?( ++I>7)?(n[
N]+1 )?0:(n [N ]=i-7):0: (N=R) | (I=1):0;A =-1;N=o+1;for(i=33;i<127;i++
)( n[i ]+ 1&&N>a[i])? N= a [A=i] :0;B(i=I=0);if(A+1)for(N=n[A];
I< 8&& (R =fgetc(f ))> -1&& i <o ;i++) (i<N||i>N+7)?(R==A)?(( *w[I
]=u [i])?1:( *w[I]= 46))?(a [I++]=i):0:0:0;D());}if(I<1)c(C(
" bad\40la" "yout "));for(i =0;256>(R= i);n[i++]=R)for(A=8
;A>0;A--) R = ( (R&1)==0) ?(unsigned int)R>>(01):((unsigned
/*kero Q' ,KSS */)R>>1)^0xedb88320;m=a[I-1];a[I
]=m <N)?(m= N+8): ++ m;for(i=00;i<I;e[i++]=0){
v=w [i]+1;for(R =33;127 >R;R++)if(R-47&&R-92
&& R-(_) * w[i])*( v++)= (p)R;*v=0;}for(sprintf
/*'_ G*/ (*w+1, "%0" "8x",x(R=time(i=0),m,o)^~
0) ;i< 8;++ i)u [N+ i]=*( *w+i+1);for(*k=x(~
0,i=0 ,*a);i>- 1; ) {for (A=i;A<I;A++){u[+a [ A
]=w[A ][e[A]] ; k [A+1]=x (k[A],a[A],a[A+1]
);}if (R==k[I]) c( (E(z[3 ],"wb+"))?fwrite(
/* */ u,o,1,f)?D ()|C(" \n OK.") :0 :C(
" \n WriteError" )) for (i +=I-
1 ;i >-1?!w[i][++ e[+ i]]:0;
) for( A=i--; A<I;e[A++]
=0); (i <I-4 )?putchar
((_) 46) | fflush
/*'_ ,*/ ( stdout
): 0& 0);}c(C
(" \n fail")
) /* dP' /
dP pd '
zC
*/
}

```

```

[I++]=i):0:0:0;D(
);}if(I<1)c(C("
bad\40la""yout"))
for(i=0;256>(R=i)
;n[i++]=R)for(A=8
;A>0;A--
)R=( (R&1)==0)?(un
signed
int)R>>(01):((uns
igned/*kero
Q',KSS
*/)R>>1)^0xedb883
20;m=a[I-
1];a[I]=(m
<N)?(m=N+8):++m;f
or(i=00;i<I;e[i++
]=0){

```

# Ex.: Some GNOME Project Guidelines

- “Programmers should strive to write good code so that it is easy to understand and modify by others
- Important qualities of good code
  - clarity
  - consistency
  - extensibility
  - correctness”

# Example... (cont'd)

- “It is important to follow a good naming convention for the symbols in your programs
  - Function names should be of the form `module_submodule_operation`, for example, `gnome_canvas_set_scroll_region`
  - Symbols should have descriptive names: do not use `cntusr()`, use `count_active_users()` instead
  - Function names are lowercase, with underscores to separate words, like this:  
`gnome_canvas_set_scroll_region()`”

## Example... (cont'd)

- “Macros and enumerations are uppercase, with underscores to separate words, like this: **GNOMEUIINFO\_SUBTREE()** for a macro
- Typedefs and structure names are mixed upper and lowercase, like this: **GnomeCanvasItem, GnomeIconList**”



# Example... (cont'd)

- “Very short and terse names should only be used for the local variables of functions; never call a global variable **x**; use a longer name that tells what it does”

# Example from Linux Guidelines

- “Tabs are 8 characters, and indentations too
- Put the opening brace last on the line, and put the closing brace first:

```
if (x is true) {  
    we do y  
}
```

- Functions have the opening brace at the beginning of the next line:

```
int function(int x)  
{  
    body of function  
}
```

# Our Guidelines! (These Matter!)

- Make sure to include file level comments in all programs
  - Author(s) name and UNC Charlotte email address(s)
  - Briefly describe the purpose of program or module within program
- Use function comments
  - Function's purpose
  - Inputs (global or parameters)
  - Outputs (return values and side effects)
  - Pre-conditions
  - Post-conditions (including side effects)

# Our Guidelines! (These Matter!)

- Global Variables
  - Describe purpose
- Magic Numbers
  - Use `#define` except for obvious numbers (-1, 0, 1, 2)
    - Unless those numbers have a specific named purpose or are an exit code!!!
  - We cover `#define` in more detail later.

# Our Guidelines! (These Matter!)

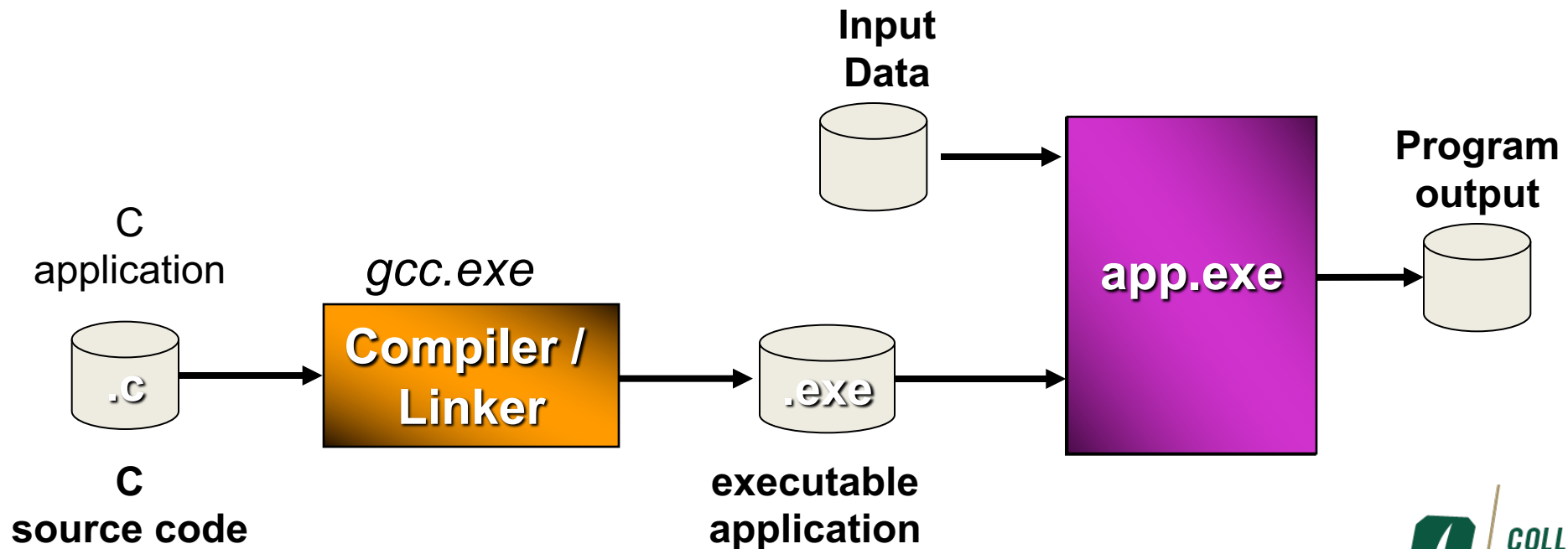
- Indentation
  - All indentation must be spaces (except for Makefiles)
  - The number of spaces for indentation must be consistent
    - 2 to 3 spaces
  - Indent:
    - Statements in a function
    - Statements in a control structure
    - Statements in a block { }

# Our Guidelines! (These Matter!)

- Curly Braces
  - Functions – opening curly brace on next line
  - Everything else – opening curly brace at end of control structure
- Statements
  - 1 statement per line

# Executing C Programs

1. High-Level Language (HLL) source code is **compiled** into the instruction set of the target computer
2. This code is loaded and **executed directly** by the host

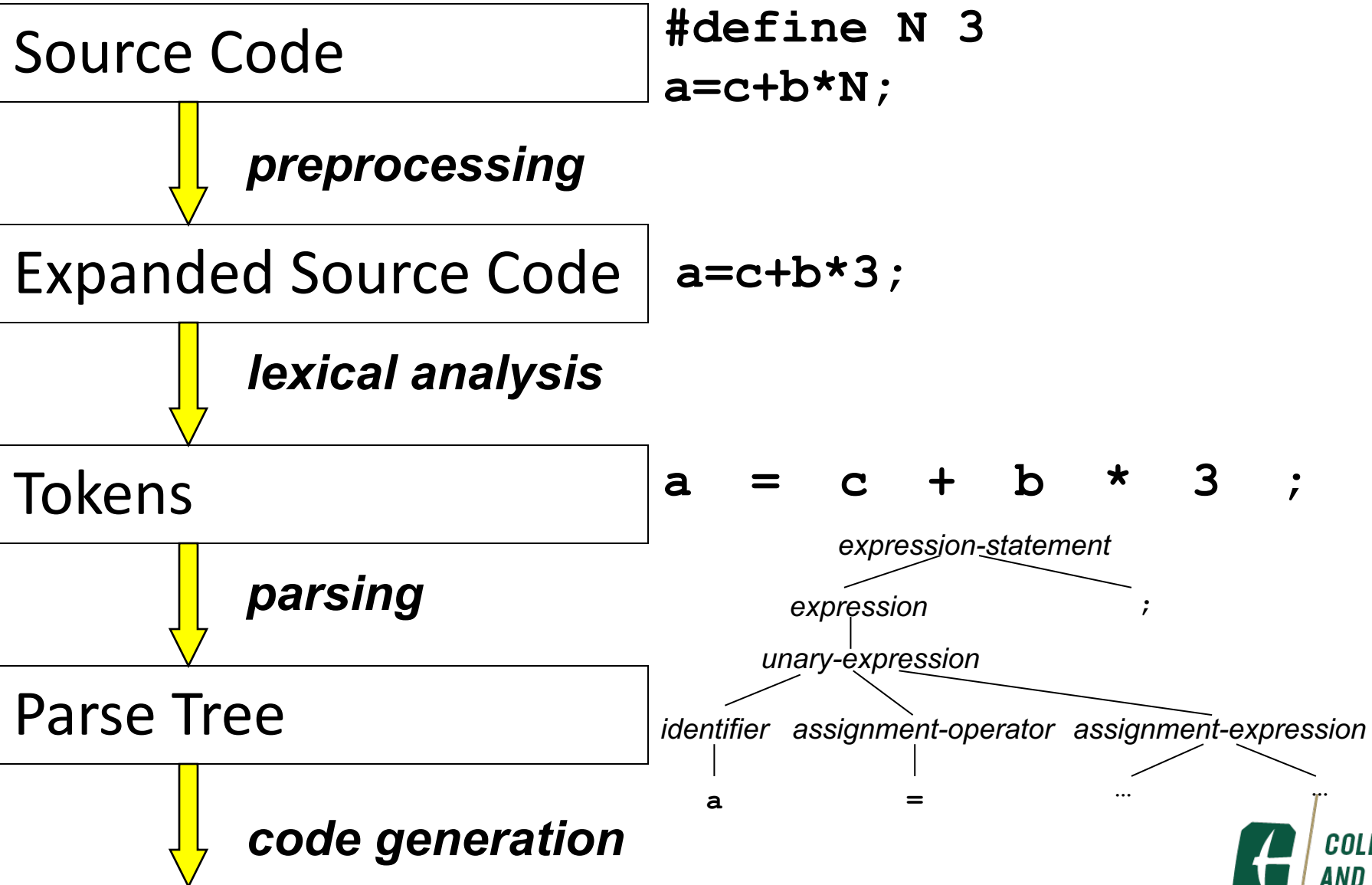


# Platform Independence?

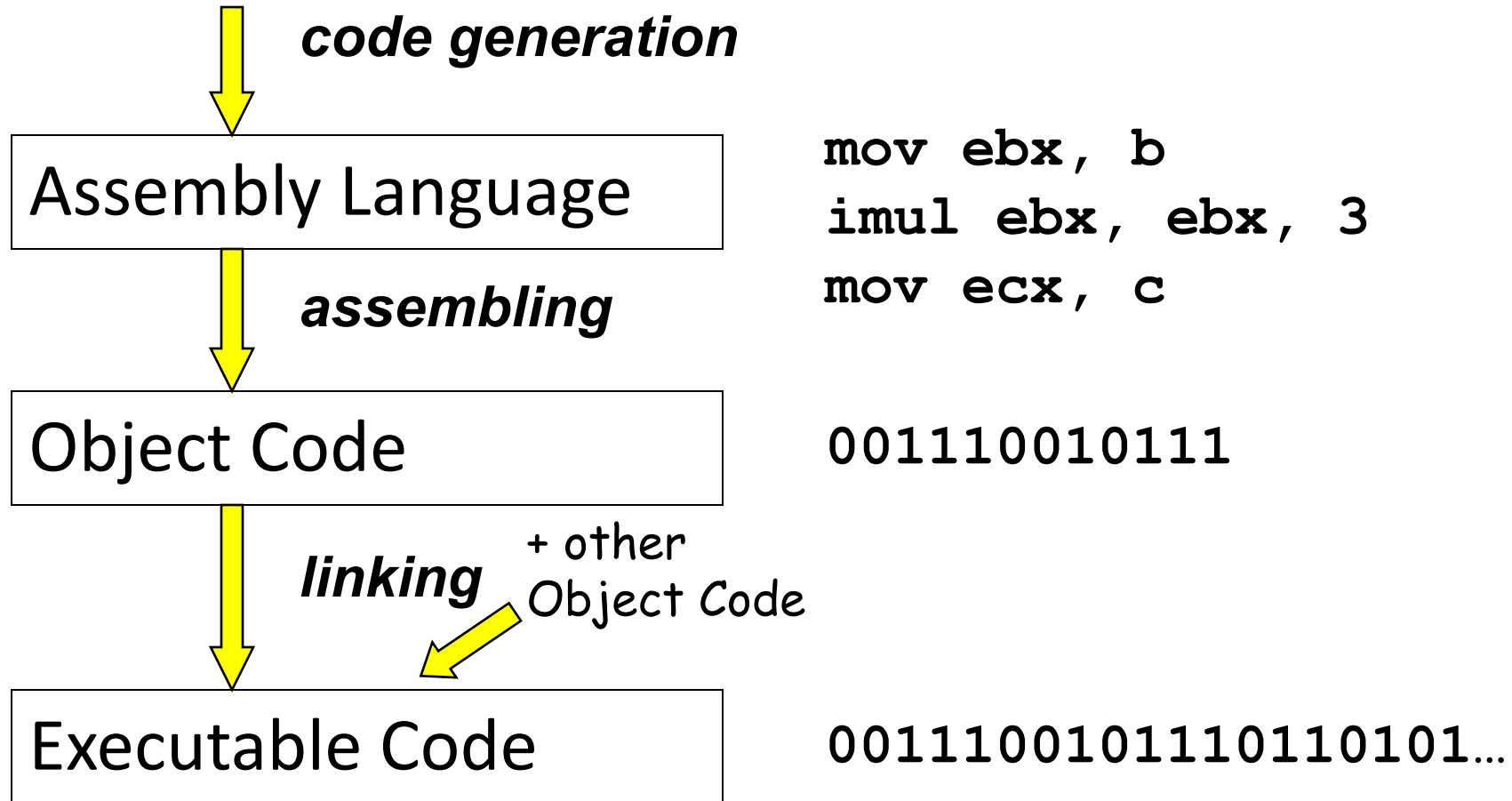
- Compiled
  - parts of the compiler (*front end*) are platform-independent
  - parts of the compiler (*back end*) are specific to the platform on which the program will be executed
- Interpreted
  - the Java compiler is platform-independent
  - the Java Virtual Machine (JVM) is platform-specific



# Steps in Compiling C Programs



# Steps... (cont'd)



# Using the **gcc** Compiler

- **gcc** is a high-quality, open source compiler available for most platforms
- At the command prompt, type

```
gcc -Wall -std=c17 pgm.c
```

where *pgm.c* is the C program source file

- Creates an executable **a.out**
- **-std=c99** specifies that C99 standard features are allowed
- **-Wall** turns on all the important **warning messages**

# Compiler... (cont'd)

- GNOME (and me): “Make sure your code compiles with absolutely no warnings from the compiler. These help you catch stupid bugs.”

# Some Useful `gcc` Options

<code>-c</code>	Compile the source code but do not link (i.e., produce only the object file)
<code>-E</code>	Preprocess the source code only (i.e., expand macros, but do not compile the source code)
<code>-o <i>file</i></code>	Put output in file named <b>file</b>
<code>--version</code>	Display version number of gcc
<code>-std=c17</code>	Support C17 (2017) language features
<code>-Wall</code>	Enable all warnings
<code>-g</code>	Produce information necessary to debug using <b><code>gdb</code></b>

# gcc options... (cont'd)

<b>-O, -O1</b>	Various optimization levels
<b>-D <i>name</i></b>	Define name as a macro with value 1 (used for conditional compilation)
<b>-llib</b>	Search named <b>library</b> when linking
<b>-Idir</b>	Add directory <b>dir</b> to the head of the list of directories to search for header files
<b>-Ldir</b>	Add directory <b>dir</b> to the list of directories to search for libraries containing object files (specified using the <b>-l</b> option)
<b>-S</b>	Performs preprocessing and compilation steps. Generates assembly instructions.

# C Language Standards

- There are multiple generations of C
    - K&R C
    - C89 (or C90)
    - **C99**
    - C11, C17 and C23
- } ISO standards
- **We will use the default C standard supported by gcc**
    - To compile code for a specific standard, use the -std compiler directive. For example: -std=c11 to use C11.
    - The latest standard in wide use is C11.

# Console I/O



# What is I/O ?

- The **I** stands for **Input**, that is, the data entered by the user or read by the program from an external source.
  - External sources in C are usually referred to as *streams*. A text file and the console (terminal) are examples of streams.
- The **O** stands for **Output**, that is, the results produced by the program code.
  - Output in C is sent to a stream.
  - By default, C programs use the computer's console or terminal.
  - We will use the console and text files as the output stream.

# Console I/O in C

- I/O is provided by **standard library** functions
  - available on **all platforms**

- To use, your program must have

```
#include <stdio.h>
```

- ...and it doesn't hurt to also have

```
#include <stdlib.h>
```

- *These are **preprocessor** statements; the .h files define function types, parameters, and constants from the standard library.*


# Streams

- A ***stream*** is a **file** or a **device** from which data is read, and/or to which data is written
- By **default**, every C program automatically has 3 open streams, called
  - the *standard input*
  - the *standard output*
  - the *standard error*

# Streams (cont'd)

- If you do not override them...
  - standard input means the keyboard, i.e., what the user types.
  - standard output & error means the terminal window.

# The `printf()` function

- `printf()` is a **library function** for formatted output, with built-in conversions of input parameters to printable form.
- Definition: `int printf(const char * format, ...)`  


Variable number of arguments
- `format` specifies how input arguments must be converted/formatted for output.

# Parts of **format**

1. **%** (mandatory)
2. 0 or more **flags** (infrequently used)
3. **Minimum output field width** (pad with spaces) (useful for making things line up)
4. **.Precision** (minimum number of digits to right of decimal point)  
(optional, default is 6 digits)
5. **type of format conversion** (mandatory)

# Precision Matters

- `printf` the number 33.3:

Format Specifier	Output
<code>%7.1f</code>	33.3
<code>%14.10f</code>	33.2999992371
<code>%.20f</code>	33.29999923706054687500

# Some Types of Conversions

Print as Type...	Specifier
<b>char</b>	<b>%c</b>
<b>unsigned int</b>	<b>%u</b> (in decimal) <b>%o</b> (in octal) <b>%x, %X</b> (in hex) ( <b>%lu, %lo, %lx</b> for long)
<b>signed int</b>	<b>%d, %i</b> (in decimal) ( <b>%ld, %li</b> for long)
<b>float</b>	<b>%f</b>
<b>float</b>	<b>%e, %E</b> (use scientific notation)
<b>(string)</b>	<b>%s</b>



# Example

Program:

```
char c = 'a';  
int i = 9999;  
float f = 3.1415926535897932;  
  
printf("c = %c (%o in octal)\n", c, c);  
printf("i = %6d (%x in hex)\n", i, i);  
printf("f = %8.5f (%e in sci. notation)\n",  
      f, f);
```

(see [format.c](#) in Code samples and Demonstrations in Canvas)

Output:

```
c = a (141 in octal)  
i =   9999 (270f in hex)  
f =  3.14159 (3.141593e+00 in sci. notation)
```



COLLEGE OF COMPUTING  
AND INFORMATICS

# The `scanf()` function

- `scanf()` is a **library function** for formatted input:
  - Converts numbers to/from ASCII
  - Skips “white space” automatically
- Definition: `int scanf(const char * fmt, ...)`
  - Variable number of arguments
- `fmt` specifies how input must be converted.

# Examples

```
char c, d;  
float f, g;  
int i, j;  
int result;
```

(see [scanf\\_examples.c](#) in Code samples and Demonstrations in Canvas)

```
result = scanf("%c %c", &c, &d);
```

*...check result to see if returned value 2...*

```
result = scanf("%d %f %f", &i, &f, &g);
```

*...check result to see if returned value 3...*

```
result = scanf("%d", &i);
```

*...check result to see if returned value 1...*



# Parts of the Format Specifier

1. % (mandatory)
2. Minimum input field width (optional, number of characters to scan)
3. Type of format conversion (mandatory)

**NOTE:** White space in the format string does not force white space to be present in the input stream.

(see `date.c` in *Code samples and Demonstrations in Canvas*)

# Some Types of Conversions

Convert input to Type...	Specifier
<b>char</b>	<b>%c</b>
<b>unsigned int</b>	<b>%u</b> (in decimal) <b>%o</b> (in octal) <b>%x, %X</b> (in hex) ( <b>%lu, %lo, %lx</b> for long)
<b>signed int</b>	<b>%d, %i</b> (in decimal) ( <b>%ld, %li</b> for long)
<b>float</b>	<b>%f</b>
<b>float</b>	<b>%e, %E</b> (use scientific notation)
<b>(string)</b>	<b>%s</b>



# Input Arguments to scanf()

- Must be passed using “call by reference”, so that **scanf ()** can overwrite their value
  - Pass memory address of the argument using **&** operator
- Example:

```
char c;  
int j;  
double num;  
int result;
```

```
result = scanf("%c %d %lf", &c, &j, &num);
```

💀 *common source of bugs* 💀

**failure to use &  
before arguments  
to scanf**

# Advice on `scanf()`

- **Experiment** with it and make sure you understand how it works, how the format specifier affects results
  - The assigned readings and reference materials are excellent resources on how different input strings are processed
- Always **check return value** to see if you read the number of values you were expecting

(see `scanf_examples.c` in Code samples and Demonstrations in Canvas)

# scanf () Example

```
char x, y;  
int j;  
scanf ("%c%c%d", &x, &y, &j);
```

Results with input

12345678912345678?

1 2 345678912345 1234?

(see [scanf\\_examples.c](#) in Code  
samples and Demonstrations in Canvas)



# References

- S. J. Matthews, T. Newhall and K. C. Webb, *Dive into Systems*, Version 1.2. Free online textbook, available at:  
<https://diveintosystems.org/book/>
- K. N. King, *C Programming: A Modern Approach*, 2nd Edition. W. W. Norton & Company. 2008.
- D.S. Malik, *C++ Programming: From Problem Analysis to Program Design*, Seventh Edition. Cengage Learning. 2014.